

AUTO-FOCUS MODES



PHOTZY.COM

Perfect to print A5 size
14cm x 21cm / 5.83" x 8.27"

The auto-focus mode allows you to tell the camera how you wish it to react when focusing.

AF-A

AUTO-SERVO AF

When you select AF-A, you are giving the camera control over whether to select AF-S or AF-C. This selection works best when you have a camera with many focus points (50 or more).



AF-S

SINGLE-SERVO AF

In this mode, when the shutter-release button is pressed down halfway, the focus is locked. Use it when photographing stationary subjects, or when you wish to pinpoint exactly where the focus will be placed (such as a subject's eyes).



AF-C

CONTINUOUS-SERVO AF

When the shutter release is pressed halfway, the camera focuses continuously, and then engages the "predictive focus tracking." This allows the camera to track the subject's movement, and it will predict the subject's position when the shutter is released. Use it when photographing fast moving subjects.




WHEN TO AVOID IT


If the camera can't read the subject automatically, it might focus on the wrong area. In these cases, it's best to use manual focus.




Low-contrast



Dominating
geometric patterns



Subjects behind
bars, fences, etc.



Too many fine
details



Background is
larger than subject